

## Electro Mechanical Specifications

Nominal Chassis Diameter	18 inch/457 mm
Impedance	8 $\Omega$ <sub>1</sub>
Power Handling	600 (A.E.S.) <sub>2</sub>
Maximum Output Continuous/Peak	121/127 dB
Power Compression at Rated Power	4.6 dB
Usable Frequency Range (-6 dB)	30 Hz-1 kHz
Average Sensitivity (in above range) 1 W/1 m	98 dB
Resonance	34 Hz
Moving Mass inc. Air Load	122 grams
BL Product (Newtons/amp)	18.84
Minimum Impedance (Zmin)	7.5 $\Omega$
Effective Piston Diameter	14.84 inch/377 mm
Flux Density	1.06 Tesla
Magnetic Gap Depth	0.43 inch/11 mm
Coil Winding Height	0.87 inch/22 mm
Voice Coil Length	115 feet/35 m
Magnet Weight	Neodymium
Maximum Cone Displacement	0.70 inch/18 mm
Peak Displacement Volume of Cone, Vd	1.61 litres
Voice Coil Diameter	4.0 inch/102 mm

## Thiele & Small Parameters

Resonant Frequency fs	34 Hz
D.C Resistance Re	6.1 $\Omega$
Qts	0.44
Qes	0.475
Qms (Litres)	5.921
Mms (grams)	122.2
Cms (microns per Newton)	160
BL Product	18.84 Tesla metres
Vas	295 litres
Piston Area Sd	1140 cm <sup>2</sup>
Xmax	7.2 mm

## Mounting Information

Overall Diameter	19.1"/485 mm
Width Across Flats	18"/457 mm
Flange Thickness	0.465"/11.8 mm
Baffle Hole Diameter, Front Mount	16.53"/420 mm
Baffle Hole Diameter, Rear Mount	16.33"/414 mm
Gasket Supplied	Front & Rear
Fixing Holes	8 x 0.275" diam on 18.425 PCD/8 x 0.275 diam on 17.25 PCD 8 x 7 mm diam on 468 PCD/8 x 7 diam on 438.15 PCD
Depth	8.18"/208 mm
Weight	16.10 lb/7.55 kg
Recommended Enclosure Volume	4.41-14.12 cu ft/125-400 litres
Volume Displaced by Driver	0.269 cu ft/7.6 litres
Shipping Weight	21.00 lb/9.55 kg
Packing Carton Dimensions	485 x 485 x 276 mm

## Materials of Construction

Coil Former	Fibreglass
Voice Coil	Copper
Magnet Material	Neodymium
Chassis	Die-cast Aluminium
Cone	Curvilinear Polycellulose
Surround/Edge Termination	Polyvinyl Damped Dbl Half Roll Linen
Dust Dome	Solid Paper
Connectors	Push-button Spring Terminals
Polarity	Positive Voltage at Red Terminal Causes Forward Motion of Cone

# Colossus 18B-600N

The Colossus 18B-600N is intended for use as a high-output bass driver in multiway systems. It features a 4-inch voice coil immersed in a symmetric magnetic field yielding increased linearity and lower distortion. This, coupled with a large Xmax of 7.2 mm, ensures tight, punchy bass at high levels of excursion. The cone membrane, manufactured from Polycellulose, is much stronger and more durable than conventional paper pulp alternatives. This allows the driver to combine high-sensitivity with the structural integrity required to produce undistorted low frequencies at extreme sound pressure levels. The driver handles 600 Watts (A.E.S) continuous and can cope with peaks in excess of 2400 Watts. This is due to advanced thermal management in the form of vented die-cast chassis and increased motor system venting. These measures effectively remove heat from the voice coil, resulting in extremely low-power compression. The Colossus 18B-600N exhibits 98 dB sensitivity and can deliver bass down to 32 Hz (-6 dB) in a 200 litre ported enclosure.



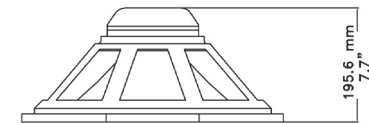
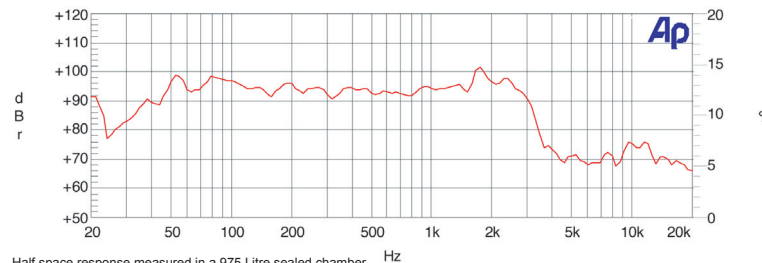
# FANE

### FANE INTERNATIONAL LTD.

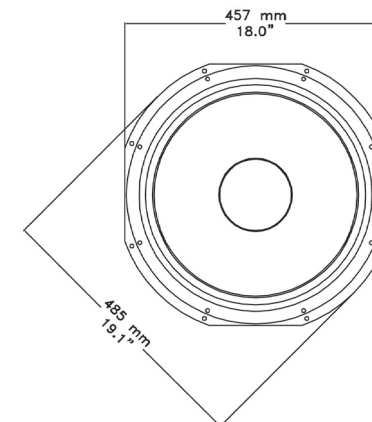
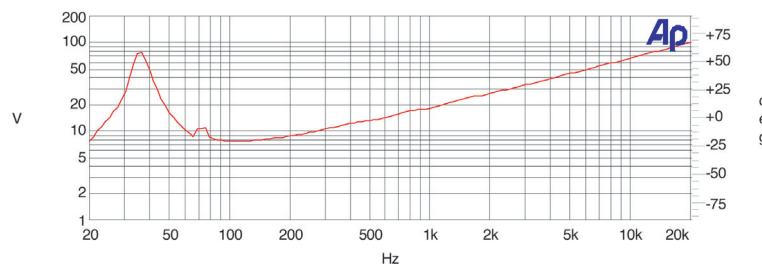
Sovereign House  
Gilcar Way  
Wakefield Europort  
Castleford WF10 5QS  
England  
TEL +44 (0) 1924 224618  
FAX +44 (0) 1924 899166  
info@fane-international.com  
www.fane-international.com



### Response Detail



### Impedance Detail



- 1 Please inquire about alternative impedances.
- 2 A.E.S. power handling test. Pink noise bandpass filtered at 12 db per octave with cutoff frequencies of 30 Hz and 300 Hz. Driver mounted in free air, test signal applied at rated power for two hours.
- 3 Please note that the frequency response measurements are supplied for comparison only and are not a measure of the low frequency performance which may be achieved in a fully optimised system

Fane International Ltd. operates a policy of continuous product development and reserves the right to change specifications without notice.